

MXG 638 XSafe

Modular Ice Machine 370 kg

Item #:
Project:
Quantity:



FEATURES

- Individual transparent solid cube: each single cube is an artwork: crystal clear and perfectly shaped, faithful to the Scotsman tradition.
- Global standard footprint: strictly follows international imperial standard commonly adopted in the industry of reference.
- Agion: the technology that makes products cleaner and longer lasting with built-in protection working 24/7 to resist the growth of microbes and the development of unpleasant odors.
- Electronic control: ambient and water temperatures may change throughout the years but your ice will stay the same.
- External indicator lights: keeps ice maker's operations under constant surveillance.
- Front access condenser air filter: a do-it-yourself cleaning operation that saves time and money and makes your ice maker live longer.
- Clean alert: advises with a blink when it's time to clean the filter.
- XSafe: natural sanitation system, integrated inside the ice maker and operating automatically 24/7 to keep equipment clean & safe.



MXG XL 638
Extra Large Gourmet 60 g
Ø 44 x H 46 mm



MXG L 638
Large Gourmet 39 g
Ø 38 x H 41 mm



MXG M 638
Medium Gourmet 20 g
Ø 30 x H 34 mm



MXG S 638
Small Gourmet 8 g
Ø 21 x H 25 mm

CONDENSING SYSTEM

Air cooled
Remote condenser
Water cooled

REFRIGERANT GAS

R404A
R452A

VOLTAGE V/Hz/ph

230/50/1
230/60/1
400/50/3N

RECOMMENDED BINS

Head	Bins		kg
MXG 638	✓	SB393	181
	✓	SB530	243
	BINTOPMXGSB55	SB550	252
	CBT48EAMCD	SB948	406
	CBT52EAMCD	SB1025	478
	●	UBH1600	812
●	SIS1350	613 + 73 + 73	

LEGEND:

- ✓ : Perfect combination between ice maker and bin
- : Ice chute cut-out performed upon installation
- CBTxxxxxxxx : need additional bin top

CERTIFICATIONS



OPERATING REQUIREMENTS

	Minimum	Maximum
Air temperature	10	43
Water temperature	5	38
Water pressure	1 bar (14 psi)	5 bar (70 psi)
Electrical voltage	-10%	+10%

IMPORTANT NOTICE:
Models and specifications are subject to change without notice.
This spec sheet is meant for commercial purpose only.
For technical documentation please refer to our service manuals.

www.scotsman-ice.it
www.scotsman-ice.com

Modular Ice Machine 370 kg

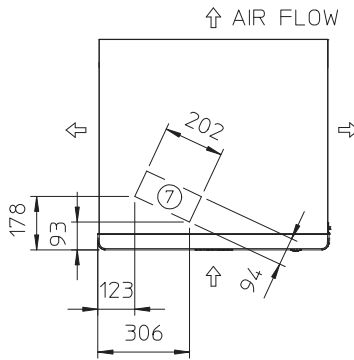
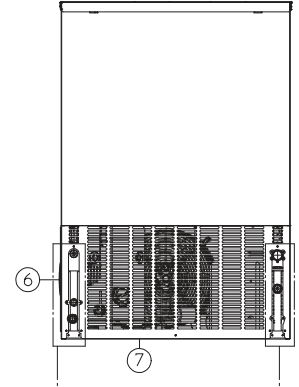
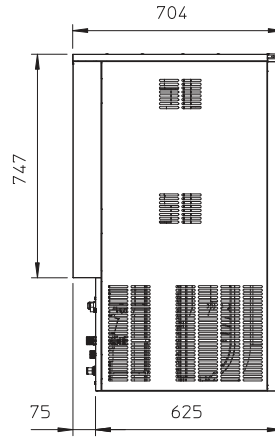
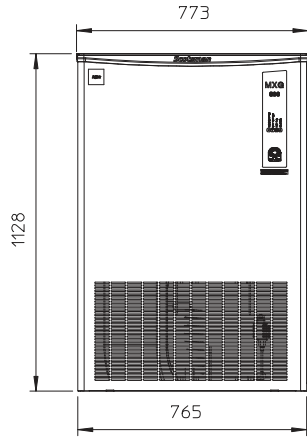
MXG 638 *XSafe*

Modular Ice Machine 370 kg

Item #:

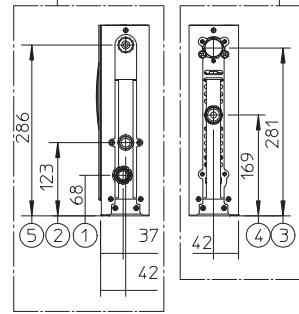
Project:

Quantity:



UNIT OF MEASUREMENT: mm

1. 13/16" OD - OVERFLOW DRAIN
2. 3/4" GAS - WATER INLET
3. 3/4" GAS - WATER OUTLET
WATER COOLED UNIT ONLY
4. 3/4" GAS - WATER INLET
WATER COOLED UNIT ONLY
5. CORD SET
6. CLEANING AIR FILTER
7. ICE DROP AREA



UNIT DATA		SHIPPING DATA		(*) Data refer to 32°C Amb. / 21°C Water temperature conditions									
Size (W x D x H)		773 x 704 x 1128 mm		Carton (W x D x H)		830 x 770 x 1320 mm							
Net weight		116 kg		Weight		129 kg							
Version	Voltage	24 h ice production kg °C Amb. / °C Water			Energy consumption (*)		Water usage (*)	Instant power	Compressor	Circuit wires	Max. fuse size		
		10°C/10°C kg	21°C/10°C kg	32°C/21°C kg	kWh/ 100 kg	kWh/ 24h	l/h	W	W	No. x Ømm ²	A		
MXGL 638 AS	230/50/1	315	310	255	20.0	50.9	41.5	2600	7390	3 x 2.5	20		
MXGL 638 WS	230/50/1	290	285	250	19.8	45.5	200.0	2100	7400	3 x 2.5	20		
MXGL 638 ASR	230/50/1	320	305	260	19.9	51.7	39.5	2600	7390	3 x 2.5	12		
MXGM 638 AS	230/50/1	370	355	270	17.1	46.2	28.7	2380	7100	3 x 2.5	20		
MXGM 638 ASR	230/50/1	365	345	275	19.6	52.8	39.5	2600	7400	3 x 2.5	20		
MXGM 638 WS	230/50/1	340	325	290	16.6	48.0	225.0	2200	7400	3 x 2.5	20		
MXGS 638 AS	230/50/1	360	345	240	23.2	55.6	39.2	2800	7400	3 x 2.5	20		
MXGS 638 WS	230/50/1	340	325	280	18.6	52.0	275.0	2300	7400	3 x 2.5	20		
MXGXL 638 AS	230/50/1	260	260	210	24.8	52.0	75.0	2800	7400	3 x 2.5	20		
MXGXL 638 WS	230/50/1	260	260	210	24.8	52.0	275.0	2800	7400	3 x 2.5	20		
MXGL 638 AS	400/50/3N	295	290	245	20.6	50.5	37.0	2550	7300	5 x 1.5	10		
MXGL 638 ASR	400/50/3N	315	300	250	20.2	50.6	39.0	2600	7300	3 x 2.5	12		
MXGM 638 AS	400/50/3N	330	310	220	23.6	52.0	42.0	2800	7300	5 x 1.5	20		
MXGM 638 ASR	400/50/3N	330	310	220	23.6	52.0	27.9	2800	7300	5 x 2.5	20		
MXGM 638 WS	400/50/3N	335	325	290	16.2	47.0	225.0	2200	7800	5 x 1.5	20		
MXGL 638 AS	230/60/1	330	315	250	24.0	60.0	30.0	3100	8868	3 x 2.5	20		
MXGL 638 WS	230/60/1	310	290	270	16.9	45.7	208.3	2100	5500	3 x 2.5	20		
MXGM 638 AS	230/60/1	365	340	255	25.0	58.0	50.0	3200	8868	3 x 2.5	20		
MXGS 638 AS	230/60/1	360	345	275	21.8	60.0	39.2	3000	5500	3 x 2.5	25		
MXGS 638 WS	230/60/1	360	345	275	21.8	60.0	208.3	3000	5500	3 x 2.5	25		
MXGXL 638 AS	230/60/1	260	255	215	27.7	59.5	72.5	3100	8900	3 x 2.5	25		

Modular Ice Machine 370 kg