


# SAMSUNG



## AR3000 Non-inverter air conditioner



- **Fast Cooling** - Rapidly reaches the desired temperature, so you feel comfortably cool or warm faster.
- **Good Sleep Mode** - Creates the ideal conditions for a good night's sleep.
- **Auto Mode** - Auto restart function and indoor temperature display.
- **Dehumidification** - Extracts the moisture from the air while significantly cooling it at the same time.
- **HD Filter** - Prevents fine dust particles, allergens, and airborne contaminants from spreading out in the air.
- **2-Way Auto Swing** - Automatically controls the air flow direction, so it evenly distributes cool/warm air to ensure maximum comfort.
- **Hidden Display**

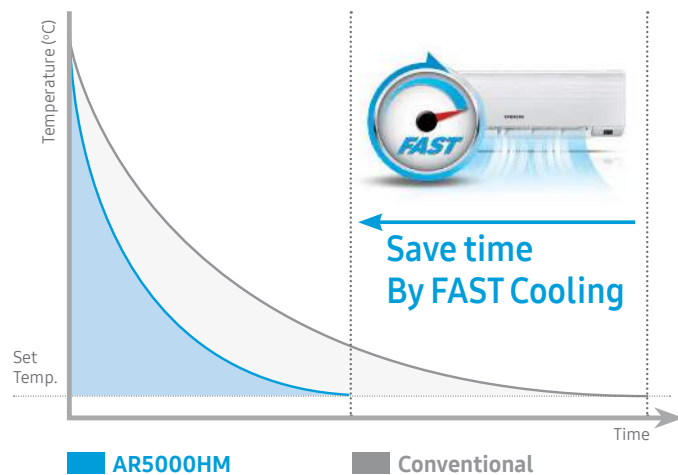
# AR3000 air conditioner

A reliable, effective and affordable air conditioner with Fast Cooling, 2-Way Auto Swing and Good Sleep mode.

## Fast Cooling

**Rapidly reaches the desired temperature, so you feel comfortable faster.**

Cool a whole room rapidly and effectively. Fast Cooling mode operates with the fastest fan speed, before slowing down. So it **cools or heats** much faster and reaches the desired temperature in the shortest time. It's ideal for immediate relief from the heat outside.



## HD Filter

**Prevents fine dust particles and allergens from spreading out in the air.**

Make sure that the air you breathe is always clean and fresh. The HD Filter is really effective at capturing dust, airborne contaminants and allergens, such as pollen, mold spores and pet dander. And it's also washable, so all you need to do is give it a quick rinse in water and then reuse it.





## Good Sleep

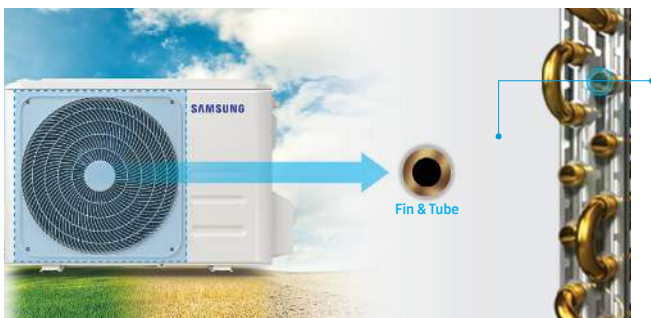
**Creates the ideal conditions for a good night's sleep.**

Enjoy a great night's sleep – every night! Good Sleep mode automatically controls and fine-tunes the temperature to create the ideal conditions for each stage of the sleep cycle. So you gain precious minutes of sleep and feel fully refreshed. And it also uses less energy than normal cooling.

## 2-Way Auto Swing

**Automatically controls the air flow direction, so it evenly distributes cool/warm air to ensure maximum comfort.**

Create a comfortable environment with an even temperature in every corner. The 2-Way Auto Swing function automatically controls the air flow direction, so it's quickly and evenly distributed across the room. It can expel cool or warm air further and in every direction to ensure maximum comfort.



## DuraFin™ Plus

**Maintains the performance and efficiency of the Heat Exchanger.**

Stay comfortably cool for much longer. The Fin protection is made of corrosion-resistant material to protect the condenser from rusting, which helps to maintain the optimal performance of the Heat Exchanger. Its superb corrosion-resistance was proven using the Salt Spray Test (SST) for 480 hours

# AR3000 Non-inverter air conditioner

9000, 12000, 18000 & 24000 BTU



Model Code		AR09CQHGAWK/FA	AR12CQHGAWK/FA	AR18CQHGAWK/FA	AR24CQHGAWK/FA
Capacity	Capacity (Cooling, Btu/hr)	8871 Btu/hr	10700 Btu/hr	16889 Btu/hr	22000 Btu/hr
	Capacity (Heating, Btu/hr)	9383 Btu/hr	11200 Btu/hr	17401 Btu/hr	22000 Btu/hr
	Capacity (Cooling, kW)	2.60 kW	3.14 kW	4.95 kW	6.45 kW
	Capacity (Heating, kW)	2.75 kW	3.28 kW	5.10 kW	6.45 kW
Energy Efficiency	EER (Cooling, W/W)	3.12 W/W	3.10 W/W	3.11 W/W	3.21 W/W
	COP (Heating, W/W)	3.55 W/W	3.61 W/W	3.40 W/W	3.58 W/W
	EER (Cooling, Btu/hW)	10.64 Btu/hW	10.58 Btu/hW	10.62 Btu/hW	10.95 Btu/hW
	COP (Heating, Btu/hW)	12.12 Btu/hW	12.32 Btu/hW	11.60 Btu/hW	12.22 Btu/hW
	Energy Efficiency Class (Grade)	(C) B / (H) A+	(C) B / (H) A++	(C) B / (H) A	(C) A / (H) A+
Noise Level	Noise Level (Indoor, High/Low, dBA)	(C)36/26.5 (H)34/26.5 dBA	(C)37/28 (H)36/29 dBA	(C)45.5/35 (H)44/33.5 dBA	(C)46/38 (H)47/37 dBA
	Noise Level (Outdoor, High/Low, dBA)	51 dBA	53 dBA	55 dBA	58 dBA
Electrical Data	Power Source(Φ/V/Hz)	1 / 220~240 / 50	1 / 220~240 / 50	1 / 220~240 / 50	1 / 220~240 / 50
	Power Consumption(Cooling, W)	833 W	1011 W	1590 W	2009 W
	Power Consumption(Heating, W)	774 W	909 W	1500 W	1800 W
	Operating Current(Cooling, A)	3.8 A	4.6 A	7.0 A	8.9 A
	Operating Current(Heating, A)	3.6 A	4.1 A	6.8 A	7.9 A
Physical specification	Gross Dimension (Indoor, WxHxD, mm*mm*mm)	911x290x343 mm	911x290x343 mm	1016x340x409 mm	1147x351x418 mm
	Gross Dimension (Outdoor, WxHxD, mm*mm*mm)	794x615x376 mm	794x615x376 mm	872x620x398 mm	1032x737x456 mm
	Net Dimension (Indoor, WxHxD, mm*mm*mm)	835x275x200 mm	835x275x200 mm	943x333x246 mm	1078x333x246 mm
	Net Dimension (Outdoor, WxHxD, mm*mm*mm)	732x555x330 mm	732x555x330 mm	802x555x350 mm	958x660x402 mm
	Gross Weight (Indoor, kg)	11.2 kg	10.7 kg	16.0 kg	18 kg
	Gross Weight (Outdoor, kg)	30.0 kg	31 kg	40.6 kg	52.4 kg
	Net Weight (Indoor, kg)	9.0 kg	8.7 kg	13.0 kg	15.0 kg
	Net Weight (Outdoor, kg)	27.5 kg	28.5 kg	38.1 kg	49 kg
Technical Information	Loading Quantity (20/40/40Hft without Pipe)	90/212/246	90/212/246	75/155/184	54/110/135
	Piping Length (Max, m)	15 m	20 m	25 m	25 m
	Piping Height (Max, m)	10 m	10 m	10 m	10 m
	SVC Valve (Liquid (ODxL))	φ6 (1/4")	φ6 (1/4")	φ6 (1/4")	φ6 (1/4")
	SVC Valve (Gas (ODxL))	φ9.52 (3/8")	φ12 (1/2")	φ12 (1/2")	φ16 (5/8")
	Moisture Removal (l/hr)	0.80 l/hr	1.40 l/hr	1.80 l/hr	2.00 l/hr
	Air Circulation (Cooling, m <sup>3</sup> /min)	600 m <sup>3</sup> /min	660 m <sup>3</sup> /min	900 m <sup>3</sup> /min	1350 m <sup>3</sup> /min
	Refrigerant (Type)	R410A	R410A	R410A	R410A
	Refrigerant (Charging, kg)	0.70 kg	0.77 kg	1.20 kg	1.10 kg
	Low Ambient (Cooling, °C)	18~43 ℃	18~43 ℃	18~43 ℃	18~43 ℃
	Low Ambient (Heating, °C)	-7~24 ℃	-7~24 ℃	-7~24 ℃	-7~24 ℃
Air Flow	Air Direction Control (Up/Down)	Auto	Auto	Auto	Auto
	Air Direction Control (Left/Right)	Manual	Manual	Manual	Manual
	Air Flow Control Step (Cool/Fan)	3 Step	3 Step	3 Step	3 Step
Air Purification	PM 1.0 Filter	No	No	No	No
	Tri Care Filter	No	No	No	No
	Eosy Filter Plus (Anti-Bacteria)	No	No	No	No
	Auto Clean (Self Cleaning)	No	No	No	No
Convenience	SmartThings	No	No	No	No
	AI Auto Cooling	No	No	No	No
	Motion Detect Sensor	No	No	No	No
	Freeze Wash	No	No	No	No
	Filter Cleaning Indicator	No	No	No	No
	Indoor Temp. Display	No	No	No	No
	Display On/Off	Yes	Yes	Yes	Yes
	Beep On/Off	No	No	No	No
	24-Hour Timer	Yes	Yes	Yes	Yes
	Auto Changeover	No	No	No	No
Auto Restart	Yes	Yes	Yes	Yes	
Operating Mode	Auto Mode	Yes	Yes	Yes	Yes
	Fast Cool	Yes	Yes	Yes	Yes
	Good Sleep	Yes	Yes	Yes	Yes
	Dehumidification	Yes	Yes	Yes	Yes
	Fan Mode	Yes	Yes	Yes	Yes
	Quiet	No	No	No	No
Smart	WiFi Embedded	No	No	No	No
App Connectivity	SmartThings App Support	No	No	No	No

Due to Samsung's policy of constant improvement, specifications are subject to change without notice. E&OE.

\* Specifications may be subject to change without prior notice.

- Cooling capacities based on: - Indoor temperature: 27°C DB, 19°C Wb - Outdoor temperature: 35°C DB, 24°C WB. Equivalent refrigerant piping: 5m, Level difference: 0M
- Heating capacities based on: - Indoor temperature: 20°C DB, 15°C Wb - Outdoor temperature: 7°C DB, 64°C WB. Equivalent refrigerant piping: 5m, Level difference: 0M
- Sound pressure was acquired in an anechoic room. Thus noise level may be different depending on the installation conditions.
- These products contain R410A which is fluorinated greenhouse gas.

Exclusively distributed and supported by Fourways Group

sales@fourwaysgroup.co.za

www.fourwaysgroup.co.za

Fourways Group

@fourwaysgroupsa

**fourways | SAMSUNG**  
Smart Airconditioning Solutions

JHB: (011) 704 6320 · PTA: (012) 643 0445 · BFN: 076 466 5158 · KZN: (031) 579 1895 · CT: (021) 556 8292 · GQ: (041) 484 6413 · EL: (043) 722 0671